

‘The Eclectic Bachelor Pad’

We were approached by our client to renovate an old unusable penthouse he had recently purchased. This Home was going to be his dream home, a space for himself and a pad to entertain and host his friends. The apartment was very old with a lot of dead spaces but had great potential to be turned into an upscale quirky yet homely Bachelor Pad. Our client was very involved in the design process from the very beginning and we upscaled and used the artifacts that he had collected over the years from his travels in our design intent. ‘A home should narrate a story of who you are and be a collection of all things one loves.’ We are pleased that this is exactly what we delivered to our client, a cosy home that is a true reflection of his personality and passion. Since the building was very old and unused for a long time it naturally came with it’s own set of challenges, which we took on and used as our strengths to come up with interesting design solutions to tackle the issues.

Living, Dining and Kitchen

Rather than having separate spaces, we wanted the living, dining and kitchen to have an open floor plan that seamlessly flow into each other creating one large well lit and well-ventilated space that are all visually connected to each other. The living room was kept simple and modest to allow our clients loved collection of artefacts and trinkets to stand out. There were many beams running through the living room which was a total eye-sore, we used this to our advantage and clad all the beams with a gorgeous teak veneer that added so much depth and character to the space. A custom made mid-century modern dusty blue suede tufted sofa and teak center table fit right into the mood of the space.







A compact 4-seater wooden dining table and chair above which we have a playful set up of 3 chandeliers of varying sizes hung at 3 different levels adding to the eclectic mix. All the doors were also clad with a smart straight grain teak laminate to go with the rafters.

An extremely bulky dog-legged staircase with very high uncomfortable risers sat in one corner of the room eating up a lot of space and making the space feel cramped. This was demolished and in place was installed a beautiful, sleek and ergonomic spiral staircase with a delicate railing detail with a wooden hand rail and teak wood treads. This staircase has now become a pleasing feature of the lower floor creating a spacious lounge in front of the kitchen and guest bedroom giving us a blank wall which is the perfect space for a gallery wall for photographs of our clients loved ones and experiences.





Breakfast counter and Kitchen

The kitchen is visually connected to the rest of the house through the breakfast counter. Teak veneer bordering the frame of the opening and clad with grooves at the bottom of the counter creates a very, homely vibe. The breakfast counter is what our client would very extensively use for a quick meal while alone or a cook out with friends or even sometimes work on it with some coffee, hence this space had to feel special and be very functional. Custom made comfortable breakfast high stools with an ergonomic back rest were crafted by the carpenters.

For the kitchen, we decided to get a little more playful and went with a sea green tone. This was a refreshing change at the end of a long open floor plan of the living and dining. A linear arrangement with a working counter on one side and a breakfast counter on the opposite side makes a compact yet functional kitchen. 2 open shelves with a light teak veneer to contrast the sea green shutters. We kept the backsplash clean and sleek by continuing the quartz counter upward.

The console next to the kitchen entrance is an upscaled piece that the client previously owned, again adding to the eclectic mix. We gave it a fresh coat of paint to match the colour of the kitchen shutters, polished the balusters and it was as good as new. Perfect spot to display the quirky kink knacks our client has collected over the years.








Bar and Upper Floor

While the lower floor is more of whites blues and greens we have gone with warmer tones in the upper floor. The upper floor is a much more intimate and personal space with lots of wood tones and warm colours. The one thing that excited us most about our client was that he was not afraid to explore new colours. For the Bar we went with a gorgeous dark blush laminate in combination with teak veneers. For the lower shutter we incorporated rattan inserts which brought about a lovely sophisticated yet casual vibe to the bar. Using dark blush as a colour tone for a bachelor's bar is almost an oxymoron hence it was exciting to go against the odds. This bar is classy yet fun at the same time.

We have also displayed our client's collection of quirky artefacts and movie posters in this bar lounge. A beautiful organic lampshade also adds to the eclectic aesthetic of the space.







Master Bedroom and Walk-in Closet

A long narrow room with just one window was converted into the master bedroom. We divided the room into two halves with a partition dry wall that serves as the back of the bedroom on one side and creates a boundary for the walk-in on the other side. A lovely shade of green duco was used to paint this partition creating a soft and pleasing atmosphere in the master bedroom.

On the bedroom side, a majestic hardwood 4-poster bed with side tables were customised with hardwood sourced from our client's estate. The design of the 4-poster bed has clean straight lines that gives it a sense of grandeur but in a very modern context.

An additional window identical to the already existing one was added in the bedroom portion to allow light and ventilation. A small opening in the partition leads to the walk-in space that is connected to the master bathroom.

We managed to create a spacious walk in that houses storage units, a dresser and a space for footwear. A large mirror at the end of the two parallel wardrobes creates an illusion of a larger space. The wardrobes are also treated with the same shade of green duco.







Media Room and Balcony

The cosiest space in the house, the media room is a space that was created for our client to relax, unwind and have close friends over. What was originally a bedroom was converted into a Media/ game room. We broke open the existing wall and introduced sliding teak and glass doors for visual connectivity and transparency. Wooden floors were incorporated adding to the warmth of the space. For this space we kept it a little more vernacular in terms of material usage. We clad the TV wall with exposed bricks that gave it a very raw and rustic feel. Gorgeous terracotta chandeliers were added in one corner of the room bringing the space closer to nature. Like the rest of the house this room is also composed of an eclectic mix of furniture like the Japandi style storage unit we introduced in juxtaposition with all the other warm earthy elements in the room. The wall between the room and the terrace was demolished and in place introduced a set of beautiful sliding French doors in teak that allows a whole lot of light to come into the space and acts as a focal feature in this room.







The Balcony was nice and spacious but had no other element to it where one could sit under a shade. We covered one fourth of the balcony area with a Mangalore tiled roof continuing a vernacular language of design. We scattered a few tiles with glass inserts to make sure that the light coming into the room isn't cut off due to the semi shade introduced. This created a cosy transitional space between the media room and the open terrace, a space where our client and his friends could relax and enjoy fresh air. A comfortable cocoon swing and a cute two-seater low seating set that our client procured at an artefacts exhibition are added as seating option in this area. With lots of potted plants around, this space is a haven for some much-needed R&R at the end of the day!




Bathrooms and Laundry

Out of four bathrooms in the penthouse, one was converted into the laundry. Each Bathroom was treated with a different sense of aesthetic and all the four were a complete upgrade from what they were earlier. All exposed diverts were replaced with concealed diverters and elegant fittings and all floor mounted WCs were converted into wall mounted WCs with ledge walls.



For the guest bathroom we went with a gorgeous yellow pattern tile that highlights the floor, flowing onto one wall and the niche. The rest of the bathroom was tiled with a rough textured white tile that makes the small bathroom feel wide and spacious.


For the Master Bathroom we deliberately went a bit darker. Our client wanted to have a bathroom full of drama and character. Dark graphite tiles in combination with a mix of patterns with black and gold gave it a luxurious, sophisticated and over the top feel that we were going for.





Our favourite bathroom in this project has to be the Media room bathroom. So Simple yet so chic. Black, white and terrazzo tiles make this bathroom such a sleek and smart looking space. Storage unit with a matt black laminate and a hint of teak to break the monotony adds to the character of the space. Matt black bathroom fittings complete the trend.

One bathroom was converted into a compact yet functional laundry room. A lovely winter sea blue laminate used for the shutters while a distressed white wood tile used for the flooring and backsplash gives the space a clean feel. The iron stand is smartly tucked in the full-length unit.





CHARITA KISHORE RUPA

**Founder and Principal Architect
STUDIO SKAPA ARCHITECTS**

PROJECT INFORMATION

Architects: Studio Skapa Architects (We are a young Bangalore based Architecture and design studio).

Instagram handle : @studioskapa.architects

Founder and Principal Architect: Charita Kishore Rupa

Instagram handle : @cherryontop_ck

Project: The Eclectic Bachelor Pad

Project Location: Indiranagar, Bangalore

Date of completion: December 2021

Project size: 1620 sft

Clients: Guru Charan DJ

Photography by: Nayan Soni

Instagram handle: @nayansoni21

Contact Details

Name: Charita Kishore Rupa

Phone: +919880222324

E-Mail: charita.k.r@gmail.com

STUDIO SKAPA

Architects